




Timberline




CUSTOM
MODULAR
Laundry
— COLLECTION —




WALL TO WALL
CUSTOM
MADE

If you would like a wall to wall laundry we can accommodate the size with a custom made laundry system to suit your individual needs.



Australian Made Cabinets
100%

Every single cabinet in this brochure is 100% Australian made. That means you know you are getting a reliable product from a reliable source.



ANY Cabinet, ANY Colour,
ANY Handle
SELECTIONS

WOW! You can choose any cabinet in this brochure and mix and match our huge range of Colours and Handles. Personalise your laundry with our ultimate selections to create just the look you are after!

Check out the back cover for our stunning selections that can be used on any cabinet in this brochure - at NO EXTRA COST!



INSTALLATION
EASY
DIY

DIY Installation is easy with our modular system. Each module is built ready for you to install. No flat packs here. Installation instructions are included with all orders.

All prices are Recommended Retail Prices only. Please confirm pricing with your local distributor. The prices include GST and delivery to your store. Prices subject to change without notice.



MODULAR LAUNDRY SYSTEM


Timberlines modular laundry system will allow you to customise your laundry to suit your individual needs. Whether you need a custom wall to wall or just a small laundry we have a solution for you. Draw up your own laundry and we will custom make your benchtop to the length you require.



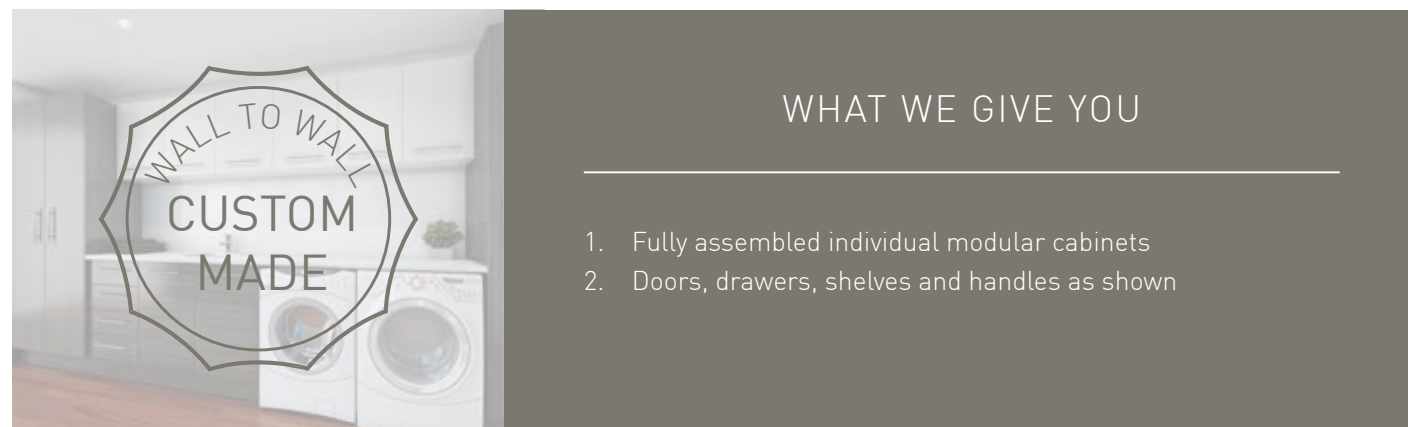
Images in this brochure are shown with accessories and other furniture not included in the price. Tapware and sink not included. E&OE. Choice of colour cabinets, bench tops and handle selection can be changed.



MODULAR LAUNDRY SYSTEM



Timberline



WHAT YOU NEED

1. Cabinet Maker or DIY handyman for installation of cabinets in your laundry
2. Laundry sink and tap
3. Plumber for connecting your sink and washing machine
4. Screws, bolts or plugs for fixing your cabinets to the wall.
5. Tools required for installation including level, planer, screw gun, drill, drill bits, hole saws, jigsaw, etc



ORDERING TIPS

These fantastic MODULAR laundry cabinets let you configure endless different combinations and layouts. Here are some simple steps to help you work it out:

1. Measure the total overall size you have available. Remember to make allowance for wall tiles if your laundry hasn't yet been tiled.
2. Check your washing machine and tumble drier sizes and confirm with the manufacturer what free space they require around them. We advise that you provide a bit too much free space rather than too little. This ensures that if you replace your machines later you won't be left with a space that is too small.
3. Select your preferred cabinet layout from the options
4. Check your laundry sink size with your plumber. We recommend a 900mm base cabinet to fit the sink. Some smaller sinks may fit into a 600mm base cabinet.
5. Place the sink next to your washing machine to allow your plumber to connect the water pipes for the washing machine.
6. If the side of your cupboards butt up to a wall, order a FILLER PANEL to go between the wall and the side of the cupboard. This allows for a neat finish against the wall.
7. For a neat finish order END PANELS to go beside washing machines or at the end of a row of cupboards if they are not butting up against a side wall. This is not mandatory but will create a neater finish.
8. Once you have your cabinet layout confirmed, add up the CABINET + END PANEL + WASHING MACHINE sizes to work out the overall benchtop length. **Note: the maximum benchtop length is 3600mm.**
9. If you are creating a wall to wall laundry we can make a special width cabinet to suit. E.G. we can reduce the size of a 900mm cabinet to 850mm.



MODULAR LAUNDRY SYSTEM

Laundries have never been easier with the Timberline Modular Laundry System.

This modular system will allow you to customise your laundry to suit your individual needs. Whether you need a custom wall to wall or just a small laundry we have a solution for you.

Draw up your own laundry by using the tools in the brochure and we will custom make your benchtop to the length you require.



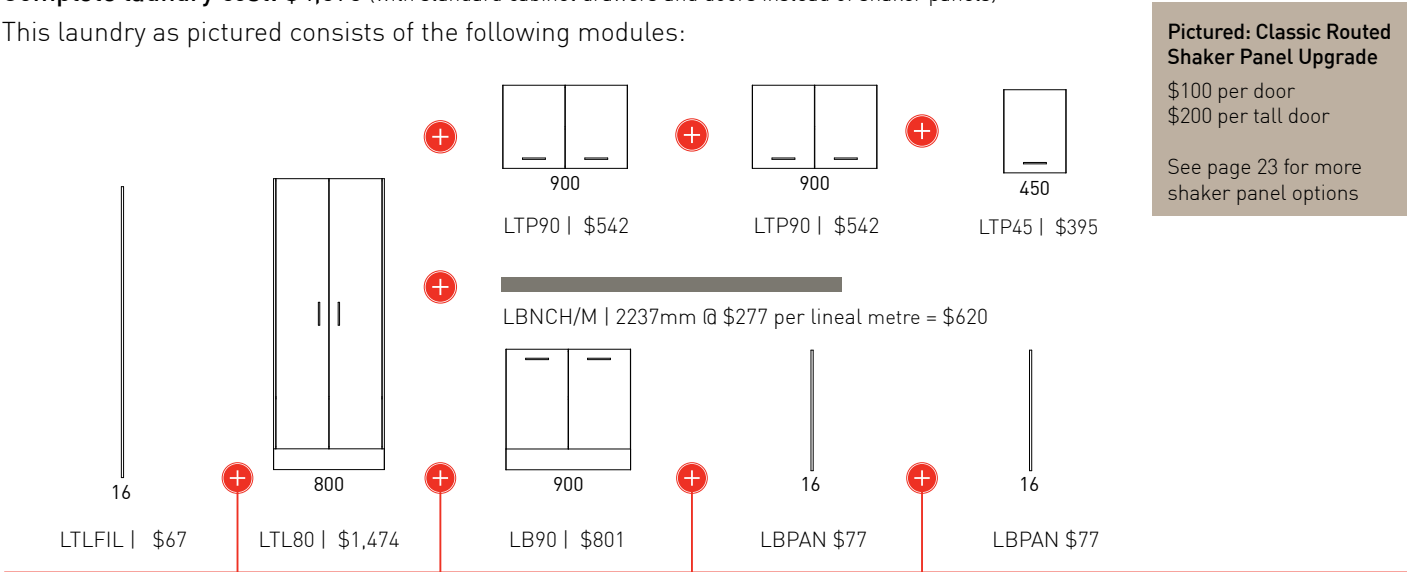
MODULAR LAUNDRY SYSTEM

A splash of colour is a great way to bring joy and happiness to your laundry. The routed panel doors, which we call 'Classic Shaker', add a further touch of class. You can never have too much storage space so remember that we can custom make our 'standard' size cabinets to a width of your choice so that you can maximise the use of the space you have.



White Satin Cabinets | Carrara Matt Bench Top

Complete laundry cost as pictured: \$5,695 (including shaker panel upgrade)
Complete laundry cost: \$4,595 (with standard cabinet drawers and doors instead of shaker panels)
This laundry as pictured consists of the following modules:



*TIP: Filler Panel. We suggest using a filler panel when butting up against a wall. **Tapware and sink not included.

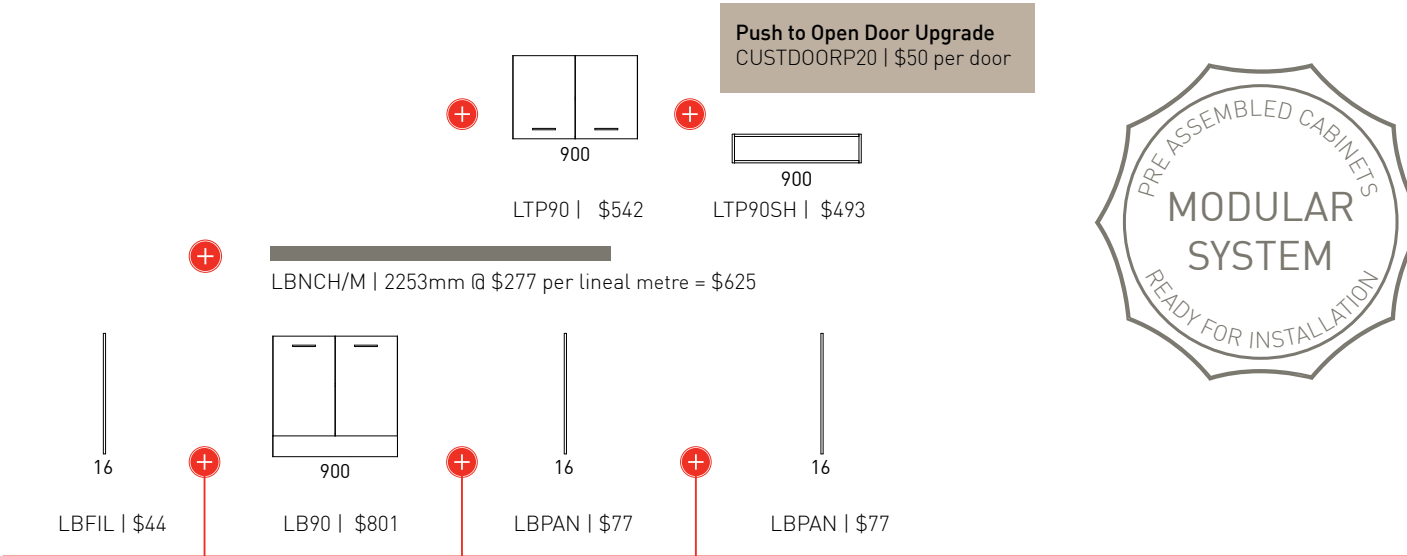
MODULAR LAUNDRY SYSTEM

Beautiful timber grains have a feeling of charm and quality. The real winner is the fact that they are exceptionally durable and will stand up to years of every day use. Add an open shelf under your top cupboards to display your favourite decorations.




Rural Oak Cabinets | Aspen Stone Bench Top

Complete laundry cost as pictured: \$2,759 (including Push To Open Door upgrade)
This laundry as pictured consists of the following modules:



*TIP: Check that your proposed sink will fit in the base cupboard. To be safe use a 900mm base cupboard. **Tapware and sink not included.



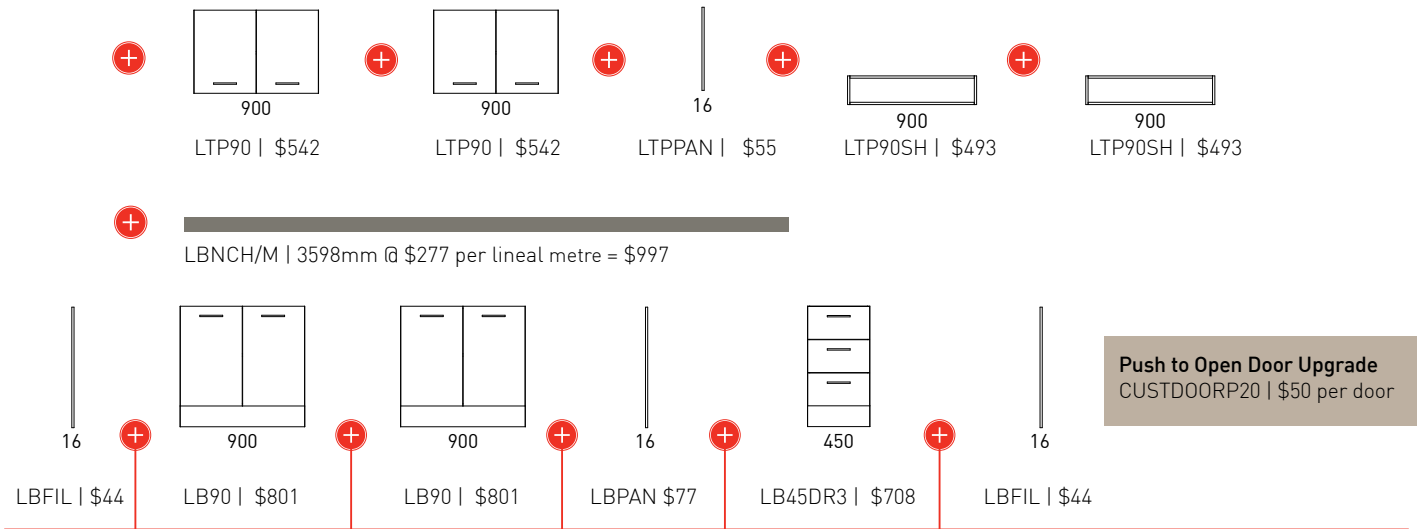
MODULAR LAUNDRY SYSTEM

Would you choose black for your new laundry? After doing a few like this for our clients we ended up falling in love with the sophisticated look it brings. A highlight of timber, like we have in the open shelves, along with the classy splash back tiles make this laundry truly photo worthy.



Black Satin Cabinets | Carrara Matt Bench Top
Prime Oak Woodmatt Open Shelf

Complete laundry cost as pictured: \$5,797 (including Push To Open Door upgrade)
This laundry as pictured consists of the following modules:



TIP:** Filler Panel. We suggest using a filler panel when butting up against a wall. ***Tapware and sink not included.

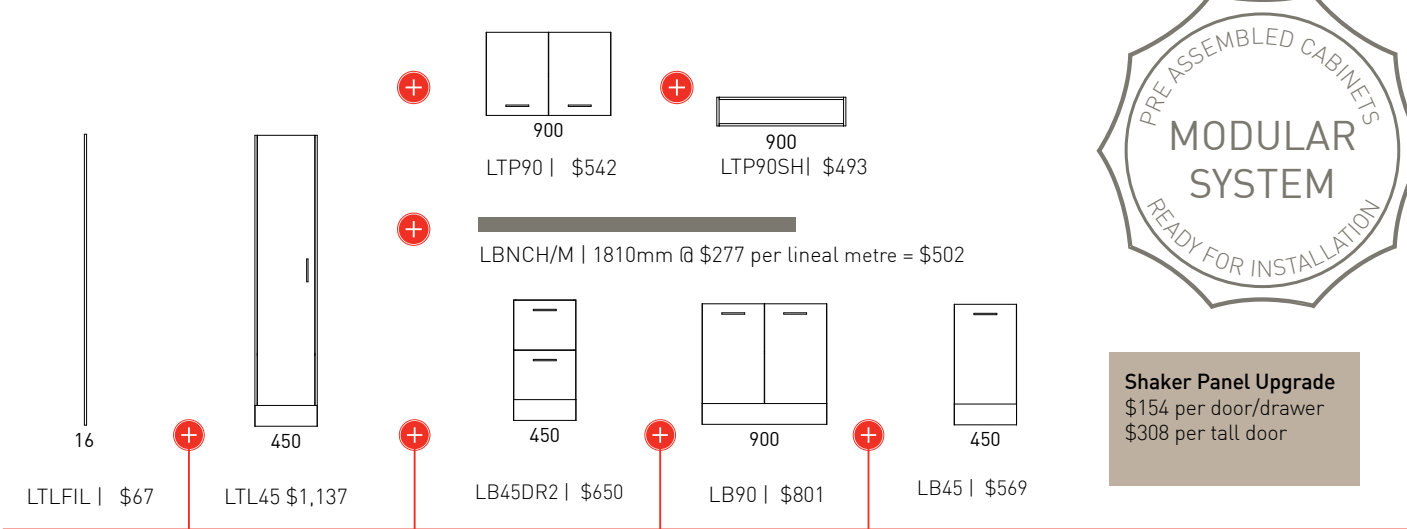
MODULAR LAUNDRY SYSTEM

This laundry shows our 'Victoria Shaker' doors and drawers. They have deep contoured routed panels that truly reflect the old world charm of the Victorian era. Couple that with some trendy decorations and you bring a heritage charm to the modern day.



White Satin Cabinets | Drifted Oak Bench Top

Complete laundry cost as pictured: \$5,690 (including shaker panel upgrade)
Complete laundry cost: \$4,761 (with standard cabinet drawers and doors instead of shaker panels)
This laundry as pictured consists of the following modules:



TIP:** Check that your proposed sink will fit in the base cupboard. To be safe use a 900mm base cupboard. ***Tapware and sink not included.

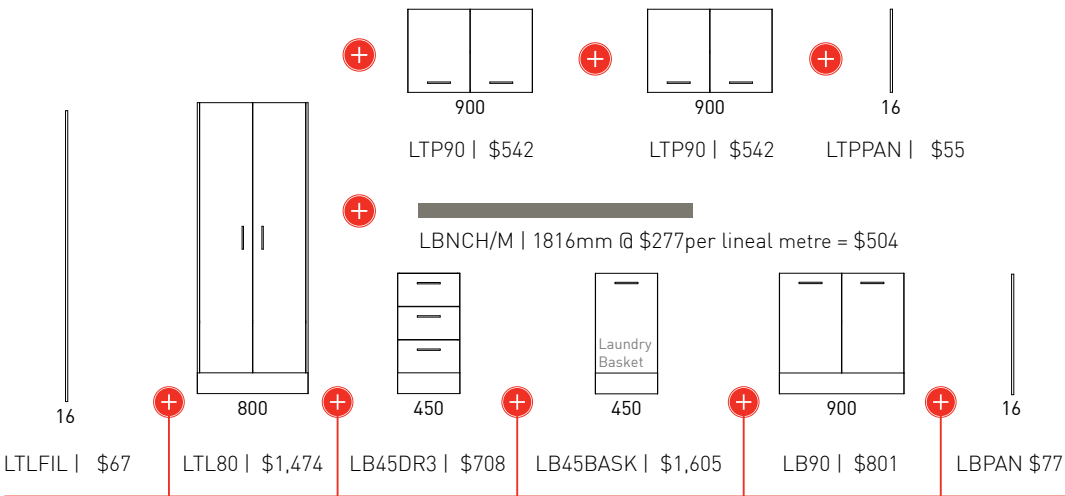
MODULAR LAUNDRY SYSTEM

This contemporary modular laundry has plenty of space for your linen and laundry essentials plus extra room for the all important hidden laundry basket. The overhead cupboards are ideal storage and there is plenty of bench space for sorting and folding.



Charred Oak Cabinets | Aspen Stone Bench Top

Complete laundry cost as pictured: \$6,375 (including laundry basket)
Complete laundry cost: \$5,339 (with standard base cabinet LB45 instead of laundry basket)
This laundry as pictured consists of the following modules:



*TIP: Filler Panel. We suggest using a filler panel when butting up against a wall. **Tapware and sink not included.

MODULAR LAUNDRY SYSTEM

Even the smallest of laundries can make a beautiful statement in any house. Size doesn't mean you need to compromise on style. This stylish laundry has enough space for all your laundry essentials.




Chalky Teak Cabinets | Grigio Marble Gloss Bench Top

Complete laundry cost as pictured: \$2,901
This laundry as pictured consists of the following modules:



*TIP: Check that your proposed sink will fit in the base cupboard. To be safe use a 900mm base cupboard. **Tapware and sink not included.



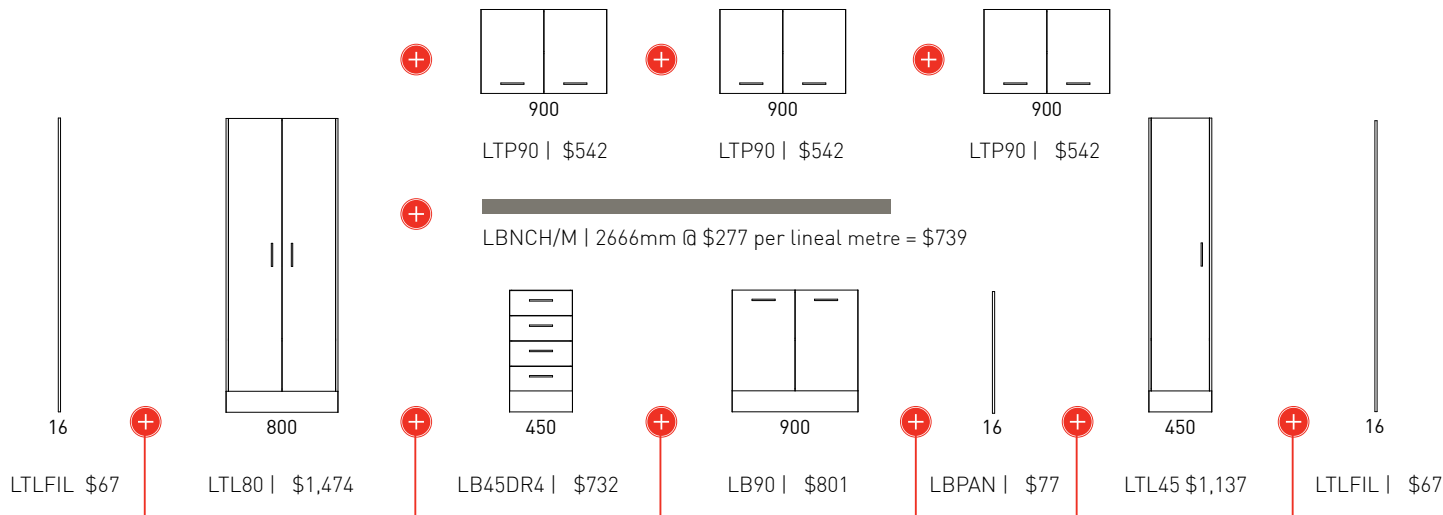
MODULAR LAUNDRY SYSTEM

Sleek and modern, this custom wall to wall laundry has all your storage covered with a vast array of cabinets for all your laundry requirements. The white gloss upper cabinets set off the Blackened Linewood base cabinets to complete the modern look.



Blackened Linewood Base Cabinets | White Gloss Upper Cabinets | Carrara Bench Top

Complete laundry cost as pictured: \$6,720
This laundry as pictured consists of the following modules:



TIP:** We can make a custom size cabinet to suit your exact wall to wall size. *Tapware and sink not included.**

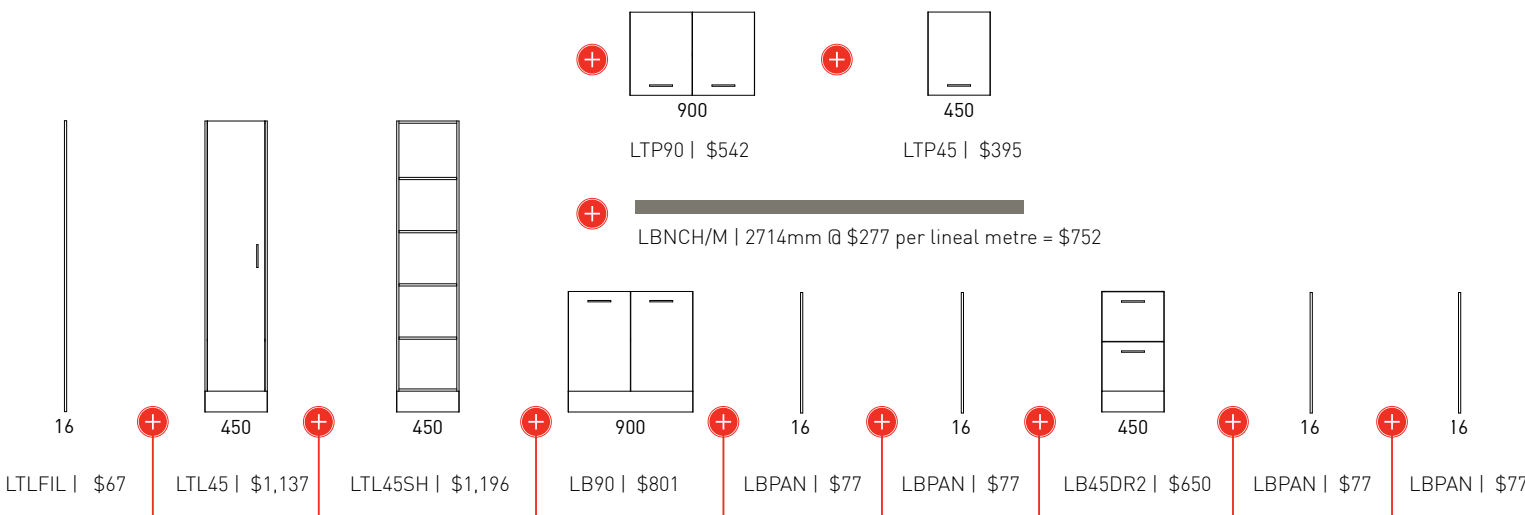
MODULAR LAUNDRY SYSTEM

This light and airy laundry feels fresh and contemporary. Right on trend. This is yet another combination of the modular laundry system Timberline has to offer. The open shelving is a nice touch and great for storage.





Chalky Teak Cabinets | Moss Grey Bench Top

Complete laundry cost as pictured: \$5,848
This laundry as pictured consists of the following modules:



TIP:** Carefully check your washing machine and dryer size. Allow an additional 70mm clearance. *Tapware and sink not included.**

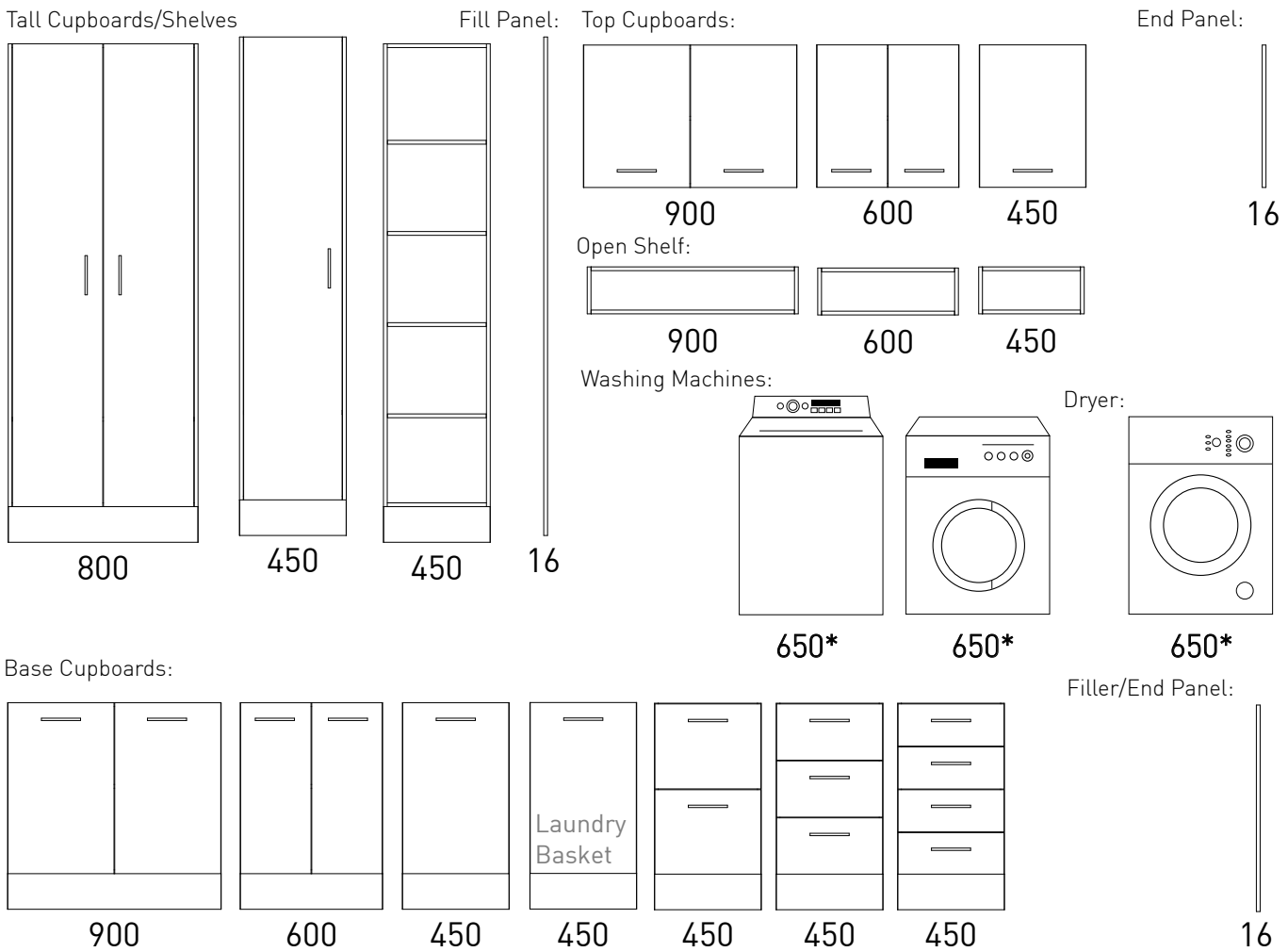

FOLLOW TIMBERLINE ON SOCIAL MEDIA TO KEEP UP WITH THE LATEST DESIGN TRENDS



GO TO TIMBERLINE’S WEBSITE TO VIEW OUR COLLECTION OF
VANITIES, TALLBOYS, SHAVING CABINETS & BASINS.

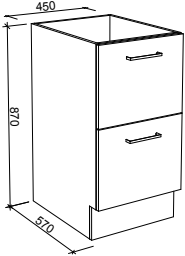
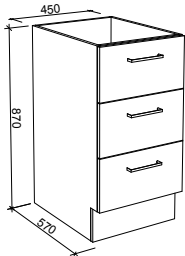
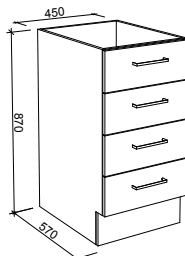
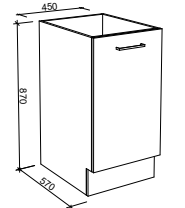
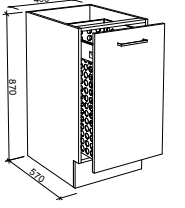
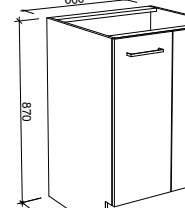
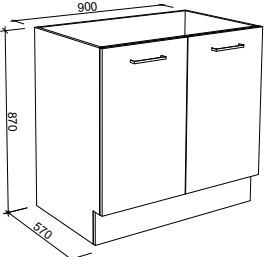

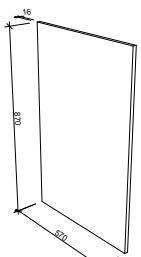
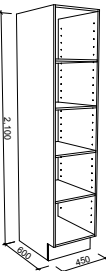
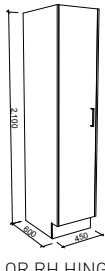
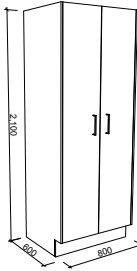
www.timberline.com.au

This page allows you to do a laundry layout: 4 Blocks = 1m Scale 1:25


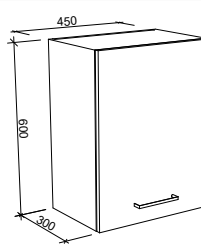
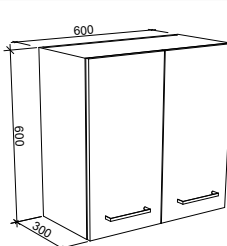
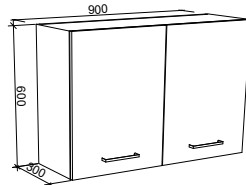

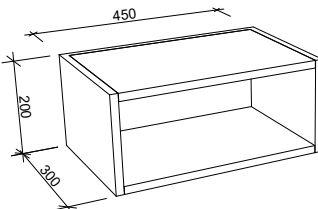
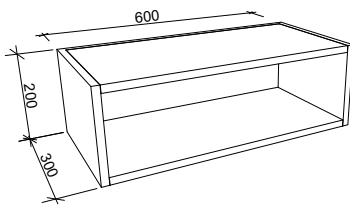
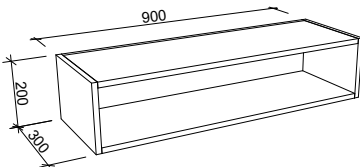



*NOTE: Confirm the required space with the Washing Machine/Tumble Dryer manufacturer. www.timberline.com.au | 17

LAUNDRY MODULES

BASE CABINET 450mm		BASE CABINET 450mm		BASE CABINET 450mm	
					
Part No.	RRP	Part No.	RRP	Part No.	RRP
LB45DR2	\$650	LB45DR3	\$708	LB45DR4	\$732
BASE CABINET 450mm		BASE CABINET 450mm		BASE CABINET 600mm	
					
LH OR RH HINGE		*AVAILABLE IN FLIP DOWN OPTION. *NOT CUSTOMISABLE			
Part No.	RRP	Part No.	RRP	Part No.	RRP
LB45	\$569	LB45BASK	\$1,605	LB60	\$650
BASE CABINET 900mm		BASE FILL PANEL 16mm		BASE END PANEL 16mm	
					
Part No.	RRP	Part No.	RRP	Part No.	RRP
LB90	\$801	LBFIL	\$44	LBPAN	\$77
TALL CABINET 450mm		TALL CABINET 450mm		TALL CABINET 800mm	
					
		LH OR RH HINGE			
Part No.	RRP	Part No.	RRP	Part No.	RRP
LTL45SH	\$1,196	LTL45	\$1,137	LTL80	\$1,474

LAUNDRY MODULES





TALL FILL PANEL 16mm		TOP CABINET 450mm		TOP CABINET 600mm	
					
		LH OR RH HINGE			
Part No.	RRP	Part No.	RRP	Part No.	RRP
LTLFIL	\$67	LTP45	\$395	LTP60	\$488
TOP CABINET 900mm		TOP END FILLER PANEL 16mm		OPEN SHELF 450mm*	
					
Part No.	RRP	Part No.	RRP	Part No.	RRP
LTP90	\$542	LTPPAN	\$55	LTP45SH	\$352
OPEN SHELF 600mm*		OPEN SHELF 900mm*		* Open Shelves require handles or Push To Open upgrade on overhead cabinets. See page 21. Fingerpull not available	
					
Part No.	RRP	Part No.	RRP		
LTP60SH	\$436	LTP90SH	\$493		
BENCHTOP					
					
BOTH ENDS ARE LAMINATED MAXIMUM BENCHTOP LENGTH IS 3600mm					
Part No.				RRP	
LBNCH/M				\$277 per lineal metre (minimum charge \$277)	

CABINET HANDLE COLLECTION

What a selection! Choose from chrome, brushed, black or white - long or short - square or curved. We’ve got them all! Any of these handles are available at no extra cost.

ARCH HANDLE

AVAILABLE IN 244mm & 340mm



CHROME




BRUSHED NICKEL

BLACK

WHITE

CURVE HANDLE

AVAILABLE IN 198mm & 359mm



CHROME





BRUSHED NICKEL

BLACK

WHITE

SQUARE HANDLE

AVAILABLE IN 224mm & 352mm




CHROME

BRUSHED NICKEL

BLACK

WHITE

ROUND KNOB *



CHROME

BRUSHED NICKEL

BLACK

WHITE

RETRO HANDLE *



CHROME

BRUSHED NICKEL

BLACK

WHITE

PEWTER

D HANDLE

AVAILABLE IN 138mm*, 230mm, 361mm & 457mm



CHROME

BRUSHED NICKEL


BLACK

WHITE

*Denotes handles suitable size for shaker fronts



WOODGRAIN FINGERPULL



FINGERPULL

Notes for Finger Pull Option:
Usable drawer height is reduced with finger pulls. Drawer and door widths might vary depending on cabinet layout. **Available in all colours.**
Please note: Fingerpull not available on tall units.
Square Fingerpull for overhead units.

PUSH TO OPEN DOOR UPGRADE	
Upgrade Laundry Module with Push To Open Doors	
PART NO.	\$ (per door)
CUSTD00RP20	\$50

MOUNTING HOLE CENTRES				
ARCH	244mm	340mm		
Mounting Hole Centres	224 Holes	320 Holes		
CURVE	198mm	359mm		
Mounting Hole Centres	160 Holes	320 Holes		
SQUARE	224mm	352mm		
Mounting Hole Centres	192 Holes	320 Holes		
D HANDLE	138mm	230mm	361mm	457mm
Mounting Hole Centres	128 Holes	224 Holes	352 Holes	448 Holes
RETRO				
Mounting Hole Centres	64mm			

MODULAR LAUNDRY SYSTEM
ORDER FORM

T

Timberline

Fax to: 02 6773 8555 Email To: sales@timberline.com.au

To make life easy, fill this form in with your customer. Please circle each option to ensure all details are correct.

STORE DETAILS

Company Name: _____ Completed by: _____

Purchase Order No: _____ Date: _____

CUSTOMER DETAILS

Customer Name: _____ Customer Contact No: _____

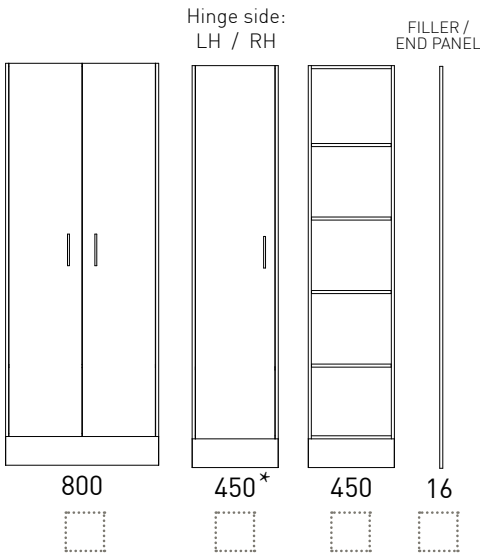
Customer Signature: _____ Customer Email: _____

MODULAR LAUNDRY SYSTEM

TALL CUPBOARDS/SHELVES/FILL PANEL

Colour: _____

Upgrades (if any): _____



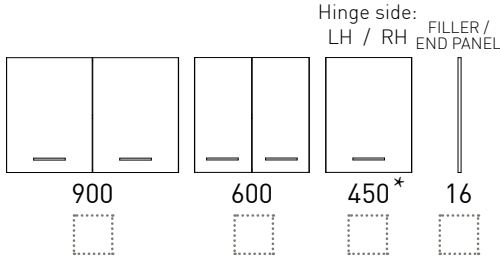
^ Enter quantities in corresponding boxes

* Hinge side to be specified on all single doors

OVERHEAD CUPBOARDS/END PANEL

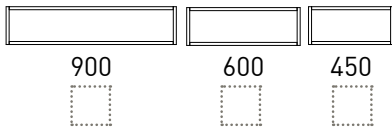
Colour: _____

Upgrades (if any): _____



OPEN SHELF

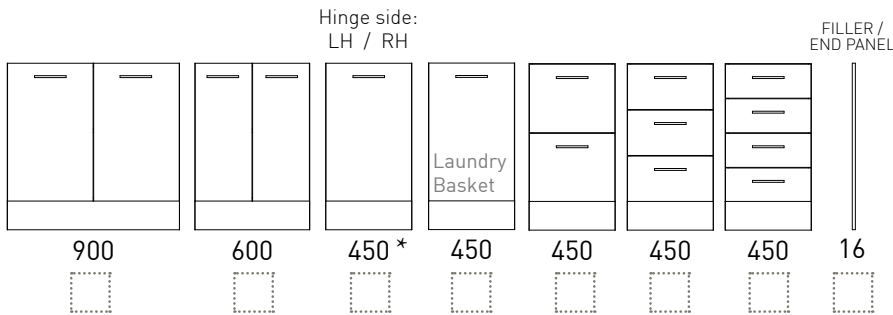
Colour: _____



BASE CUPBOARDS/FILLER/END PANEL

Colour: _____

Upgrades (if any): _____



HANDLES

BASE CABINETS

Handle Type: _____

Handle Size: _____

Handle Colour: _____

Fingerpull / Push to Open* (please circle)

OVERHEAD CABINETS

Handle Type: _____

Handle Size: _____

Handle Colour: _____

Fingerpull / Push to Open* (please circle)

*Push To Open add extra \$50 per door

BENCHTOP

Length: _____ Colour: _____

UPGRADE OPTIONS

SHAKER PANEL UPGRADE OPTIONS

	PART NO.	\$ (per door/ drawer)
DID YOU KNOW? You can upgrade to shaker doors on laundry module. Drawer and door widths might vary depending on cabinet layout. Available in Painted Finishes Only.		
Upgrade Laundry Module to Victoria Shaker Panel	SHAKERUPGRADE	\$154
Upgrade Laundry Module to Classic Routed Shaker Panel	SHAKERROUTEUPGRADE	\$100
Upgrade Laundry Module to Henley V Groove Panel	VGROOVEUPGRADE	\$100

Please Note: Double charge on tall units



PUSH TO OPEN DOOR

	PART NO.	\$ (per door)
Upgrade Laundry Module with Push To Open Doors	CUSTDOORP20	\$50

SPECIAL PAINT COLOUR COLLECTION

Looking for an alternative to the old fashioned white and you’re not keen on woodgrain? A special colour paint might be the option for you. For a one off cost of \$202 (per cabinet), Timberline can colour match any paint of colour your choice. Taubmans, Dulux, Wattyl, you name it. The problem now is – what colour do you pick?!? We have picked six ‘on trend’ colours below. We’ve tested and tried them and they look fantastic. So if you’re unsure, we’ve given you a helping hand.


As the table on the next page shows, we’re keen to make sure your new laundry includes the exact colour you’re looking for. You’re special, so you should be able to choose a special colour!



COLOUR OPTIONS	PART NO.	\$ (per cabinet)
Laminex Melamine Special Colours	SPECCOLLAMIN	\$202
Formica Melamine Special Colours	SPECCOLFORMIC	\$202
Polytec Melamine Special Colours	SPECCOLPOLYT	\$202
Laminex Crystal Gloss Special Colours	SPECCOLLAMCGLOS	\$280
Polytec Ravine/Legato Special Colours	SPECCOLPOLYTTX	\$280
All other Non Standard Melamine Colours		POA
Special Paint Colour	SPECCOLPAINT	\$202

LAUNDRY BENCHTOP COLLECTION

These laminate benchtops provide a durable and easy clean surface. They are 33mm thick with a radiused front edge and laminated ends. Once you have worked out your cabinet selection, provide us with an overall benchtop length and we will make it to your ordered size.



STANDARD CABINET COLOUR COLLECTION

Choose any of these colours on any of our Vanities, Tallboys, Shaving Cabinets or Mirrors - at no extra cost! White Gloss, White Satin & Black Satin are durable two pack polyurethane paint finish that are easy to clean. The Melamine woodgrain finishes are ultra durable and add warmth and colour to your laundry. Some woodgrains have a matt finish while others have a realistic texture.

 <p>White Gloss Two Pack Painted</p>	 <p>White Satin Two Pack Painted</p>	 <p>Black Satin Two Pack Painted</p>	 <p>Fox Teakwood Texture</p>	 <p>Smoked Birchply Matt</p>	 <p>Milano Walnut Texture</p>
 <p>Concrete Formwood Texture</p>	 <p>Elegant Oak Texture</p>	 <p>Rural Oak Texture</p>	 <p>Chalky Teak Texture</p>	 <p>Idyllic Texture</p>	 <p>Charred Oak Texture</p>
 <p>Antico Oak Woodmatt</p>	 <p>Notaio Walnut Woodmatt</p>	 <p>Tasmanian Oak Woodmatt</p>	 <p>Distressed Wood Ravine</p>	 <p>Truffle Lini Matt</p>	 <p>Lustrous Elm Matt</p>
 <p>Prime Oak Woodmatt</p>	 <p>Angora Oak Woodmatt</p>	 <p>Estella Oak Woodmatt</p>	 <p>Blackened Linewood Texture</p>	 <p>Gesso Lini Matt</p>	 <p>Wenge Matt</p>

Please make sure you check out actual colour samples before placing your order. Obviously it is impossible to get a perfect reproduction of the real colours in a printed brochure. Colours may be substituted for alternative matching brands.

Note for Woodgrain cabinets: Due to manufacturing process, grain patterns do not line up across panels.



JANUARY 2019 - NOVEMBER 2019

For your nearest distributor go to
www.timberline.com.au/stores

PO Box 5004, 22 Myrtle Drive, Armidale NSW 2350
T: +61 2 6773 8500 F: (02) 6773 8555
E: sales@timberline.com.au

T: 1800 642 162
www.timberline.com.au

