

Toilet Seats – data sheet

TABLE OF TOILET SEATS

Toilet model (below)	Toilet seat options				Own seat See order code below
	Deluxe seat order code 191975	Slim seat order code 191974	Flat seat order code 191859	Classic seat order code 191973	
WALL FACED TOILETS					
Arko WF	●	●	●	●	
Modia WF	●	●	●	●	
Limni WF	●	●	●	●	
Syros WF (ex Liara)	●	●	●	●	
Chios Scara WF (ex Scara)					192037
Plati WF					192312
FLOOR MOUNT TOILETS					
Arko FM	●	●	●	●	
Modia FM	●	●	●	●	
Plati FM					192312
WALL HUNG TOILETS					
Arko WH					191890
Modia WH		●	●		
Plati WH					192315
CLOSE COUPLED TOILETS					
Chios CC					192036
Syros Select CC (ex Select)					192038
Mero CC					192040
CARE TOILETS					
Modia Care Wall Faced Grey, Blue or White					Gr: 192358 Bl: 191977 Wh: 191978
Modia Care Floor Mount Grey, Blue or White					Gr: 192358 Bl: 191977 Wh: 191978
Chios Care Link Suite					192114

Which seat suits my toilet?

Check the table to see which seats are compatible with your toilet model. Many toilets have multiple seat options, while others suit their own seat only.

Refer to the following pages for details of each seat.

Soft close

All Seima toilet seats are soft closing, except Care toilet seats which cannot be soft-close by regulation.



Quick release – easy to remove and clean

All wall faced and in-wall toilet suites have quick-release seats that locate onto stainless steel pins on the pan.

This design makes it easy to remove the seat to clean the toilet pan and seat easily.

The Chios CC seat also has a quick-release mechanism.



SEIMA

kitchen + laundry + bathroom ware

seima.com.au

Please note

- Installation shall be in accordance with AS/NZS3500.
- All measurements are in millimetres. Height dimensions are to base of pan. Make allowance for bedding.
- Bedding: Pan may be bedded with cement base or using silicone sealant. Fix pan to floor using a sand cement mixture of 3:1 to a depth of 60mm. Do not use lime or fast-drying cement.

- Bracket fixing: The pan should be bedded with silicone sealant and fixed with the brackets supplied.
- Do NOT use epoxy type adhesives.
- Dimensions are nominal and subject to normal ceramic manufacturing variations.
- Specifications may vary without notice as part of our continuous improvement practices.
- Clean with a damp cloth. Do not use abrasive cleaners, liquids or pastes.

The Deluxe, Slim, Flat and Classic seats below suit many toilet models. Please refer to the table on page 1.



DELUXE SEAT 40MM

40mm lid, Premium quality
Made from Thermoset (UF)

- Soft closing
- Quick-release with stainless steel pins
- 40 mm lid profile
- Premium quality
- Easy to clean, anti-scratch
- Rigid, ceramic-like surface
- Made from Thermoset (UF)

Order code: 191975



SLIM SEAT 20MM

20mm lid, Premium quality
Made from Thermoset (UF)

- Soft closing
- Quick-release with stainless steel pins
- 20 mm lid profile
- Premium quality
- Easy to clean, anti-scratch
- Rigid, ceramic-like surface
- Made from Thermoset (UF)

Order code: 191974



FLAT SEAT SANDWICH

Sandwich lid, Premium quality
Made from Thermoset (UF)

- Soft closing
- Quick-release with stainless steel pins
- 'Sandwich' profile
- Premium quality
- Easy to clean, anti-scratch
- Rigid, ceramic-like surface
- Made from Thermoset (UF)

Order code: 191859




CLASSIC SEAT 40MM

40mm lid design
Made from Thermoplastic (PP)

- Soft closing
- Quick-release with stainless steel pins
- 40 mm lid profile
- Lightweight, shiny finish
- Easy to clean
- Made from Thermoplastic (PP)

Order code: 191973




ARKO WALL HUNG FLAT SEAT

Premium quality
Made from Thermoset (UF)

- Suits ARKO Wall Hung pan ONLY
- Short projection Flat seat design
- Soft closing
- Quick-release with stainless steel pins
- 'Sandwich' profile — Flat seat design
- Premium quality
- Easy to clean, anti-scratch
- Rigid, ceramic-like surface
- Made from premium Thermoset (UF)

Order code: 191890



PLATI TOILET SEATS — FLAT SEAT DESIGN

Made from Thermoset (UF)

- Seats for Wall Faced, Floor Mount, Wall Hung – see below
- Premium quality Thermoset
- Soft closing, Quick-release
- Easy to clean, anti-scratch
- Rigid, ceramic-like surface

Order code:

- Plati Wall Faced/Floor Mount: 192312
- Plati Wall Hung: 192315

SEIMA

kitchen + laundry + bathroom ware

seima.com.au

Please note

- Installation shall be in accordance with AS/NZS3500.
- All measurements are in millimetres. Height dimensions are to base of pan. Make allowance for bedding.
- Bedding: Pan may be bedded with cement base or using silicone sealant. Fix pan to floor using a sand cement mixture of 3:1 to a depth of 60mm. Do not use lime or fast-drying cement.

- Bracket fixing: The pan should be bedded with silicone sealant and fixed with the brackets supplied.
- Do NOT use epoxy type adhesives.
- Dimensions are nominal and subject to normal ceramic manufacturing variations.
- Specifications may vary without notice as part of our continuous improvement practices.
- Clean with a damp cloth. Do not use abrasive cleaners, liquids or pastes.

The toilets below have their own seat design, as shown.



CHIOS SCARA WF SEAT

Former name: Scara WF

Made from Thermoplastic (PP)

- Suits Chios Wall Faced toilet
- Soft closing
- Quick-release with stainless steel pins
- 40 mm lid profile
- Lightweight, shiny finish
- Easy to clean
- Made from Thermoplastic (PP)

Order code: 192037



CHIOS CC SEAT

Former name: Chios CC

Made from Thermoplastic (PP)

- Suits Chios Close Coupled toilet
- Soft closing
- Quick-release mechanism
- Lightweight, shiny finish
- Easy to clean
- Made from Thermoplastic (PP)

Order code: 192036



SYROS SELECT CC SEAT

Former name: Select CC

Made from Thermoplastic (PP)

- Suits Syros Select Close Coupled toilet
- Soft closing
- Lightweight, shiny finish
- Easy to clean
- Made from Thermoplastic (PP)

Order code: 192038



MERO CC SEAT

Former name: Mero CC

Made from Thermoplastic (PP)

- Suits Mero Close Coupled toilet
- Soft closing
- Lightweight, shiny finish
- Easy to clean
- Made from Thermoplastic (PP)

Order code: 192040

SEIMA

kitchen + laundry + bathroom ware

seima.com.au

Please note

- Installation shall be in accordance with AS/NZS3500.
- All measurements are in millimetres. Height dimensions are to base of pan. Make allowance for bedding.
- Bedding: Pan may be bedded with cement base or using silicone sealant. Fix pan to floor using a sand cement mixture of 3:1 to a depth of 60mm. Do not use lime or fast-drying cement.

- Bracket fixing: The pan should be bedded with silicone sealant and fixed with the brackets supplied.
- Do NOT use epoxy type adhesives.
- Dimensions are nominal and subject to normal ceramic manufacturing variations.
- Specifications may vary without notice as part of our continuous improvement practices.
- Clean with a damp cloth. Do not use abrasive cleaners, liquids or pastes.



MODIA CARE WF SEAT

Former name: N/A

Made from Thermoplastic (PP)

- Lightweight, shiny finish
- Easy to clean
- Made from Thermoplastic (PP)

Order codes:

Grey	192358
Blue	191977
White	191978



MODIA CARE FM SEAT


Former name: N/A

Made from Thermoplastic (PP)

- Lightweight, shiny finish
- Easy to clean
- Made from Thermoplastic (PP)

Order codes:

Grey	192358
Blue	191977
White	191978



CHIOS CARE LINK SUITE SEAT

Former name: Select Care Link

Made from Thermoplastic (PP)

- Lightweight, shiny finish
- Easy to clean
- Made from Thermoplastic (PP)

Order code: 192114

SEIMA

kitchen + laundry + bathroom ware

seima.com.au

Please note

- Installation shall be in accordance with AS/NZS3500.
- All measurements are in millimetres. Height dimensions are to base of pan. Make allowance for bedding.
- Bedding: Pan may be bedded with cement base or using silicone sealant. Fix pan to floor using a sand cement mixture of 3:1 to a depth of 60mm. Do not use lime or fast-drying cement.

- Bracket fixing: The pan should be bedded with silicone sealant and fixed with the brackets supplied.
- Do NOT use epoxy type adhesives.
- Dimensions are nominal and subject to normal ceramic manufacturing variations.
- Specifications may vary without notice as part of our continuous improvement practices.
- Clean with a damp cloth. Do not use abrasive cleaners, liquids or pastes.